

# The Manchester Story

5 February 2019

Manchester: The Original Modern City

**Elizabeth Mitchell**

Principal Policy Officer, Manchester City Council

# Greater Manchester: a functional economy

United Kingdom



# Governance

---

## Greater Manchester:

- Directly elected Mayor of Greater Manchester is Andy Burnham (May 2017 – present)
- Together with the Leaders / Mayors of the 10 districts form the Greater Manchester Combined Authority

**GMCA**

## City of Manchester:

- 96 Councillors in 32 wards
- Leader and Executive model
- Various Scrutiny Committees

 MANCHESTER  
CITY COUNCIL



# A city of pioneering innovation



**1780**

world's first industrial city



**1894**

manchester ship canal



**1948**

world's first stored-program computer



**1830**

world's first inter-city passenger rail service



**1917**

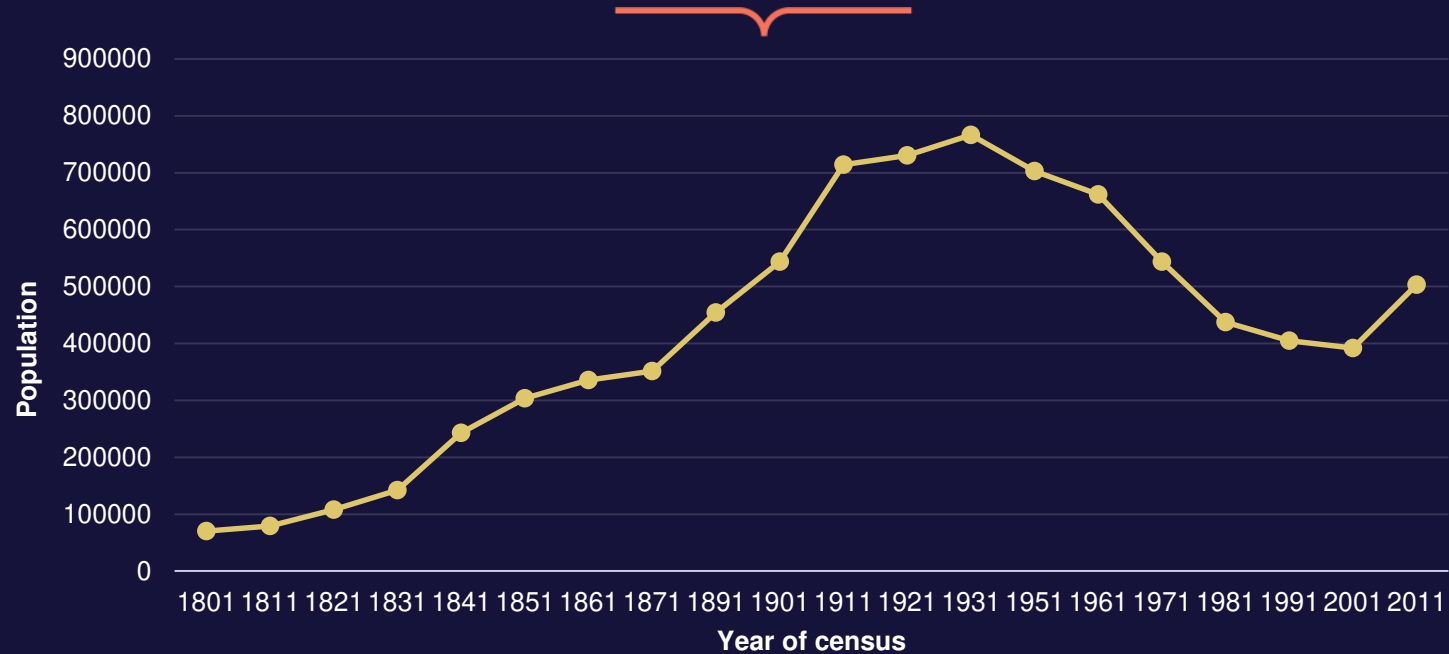
first observed nuclear reaction



**2004**

discovery of graphene

# Population Development in Manchester



# Post-Industrial City – ‘Rebirth’

---

- Regeneration began in late 1980/90s (Metrolink, Arena, Bridgewater Hall)
- Gained momentum with 1996 IRA bombing near Arndale → city centre regeneration (Arndale, Printworks)
- 2002 Commonwealth Games
- Large parts of the city have been demolished, re-developed or modernised
- Old mills and warehouses converted into apartments
- City centre living – from 500 to 50,000+





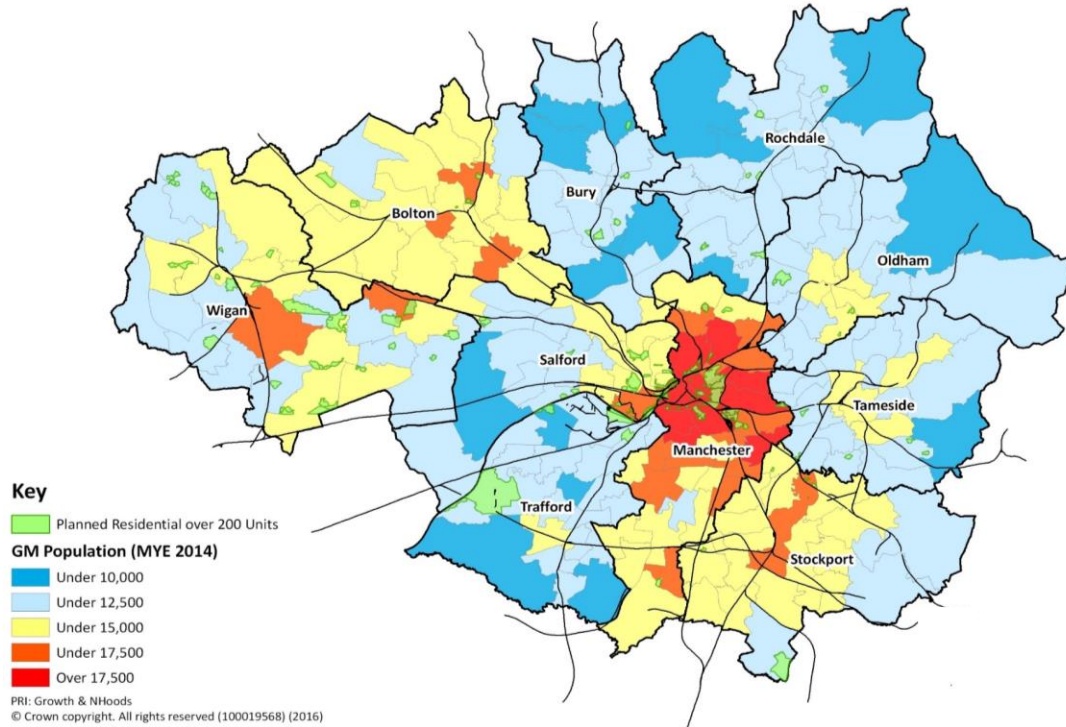





# Intensive population growth in the core



Underpinned by a younger,  
more ethnically diverse,  
growing population



# Our Manchester Strategy 2015–2025



“Our vision is for Manchester in 2025 to be in the top flight of world class cities with a competitive, dynamic and sustainable economy that draws on our distinctive strengths in science, advanced manufacturing, culture, creative and digital business, cultivating and encouraging new ideas.”

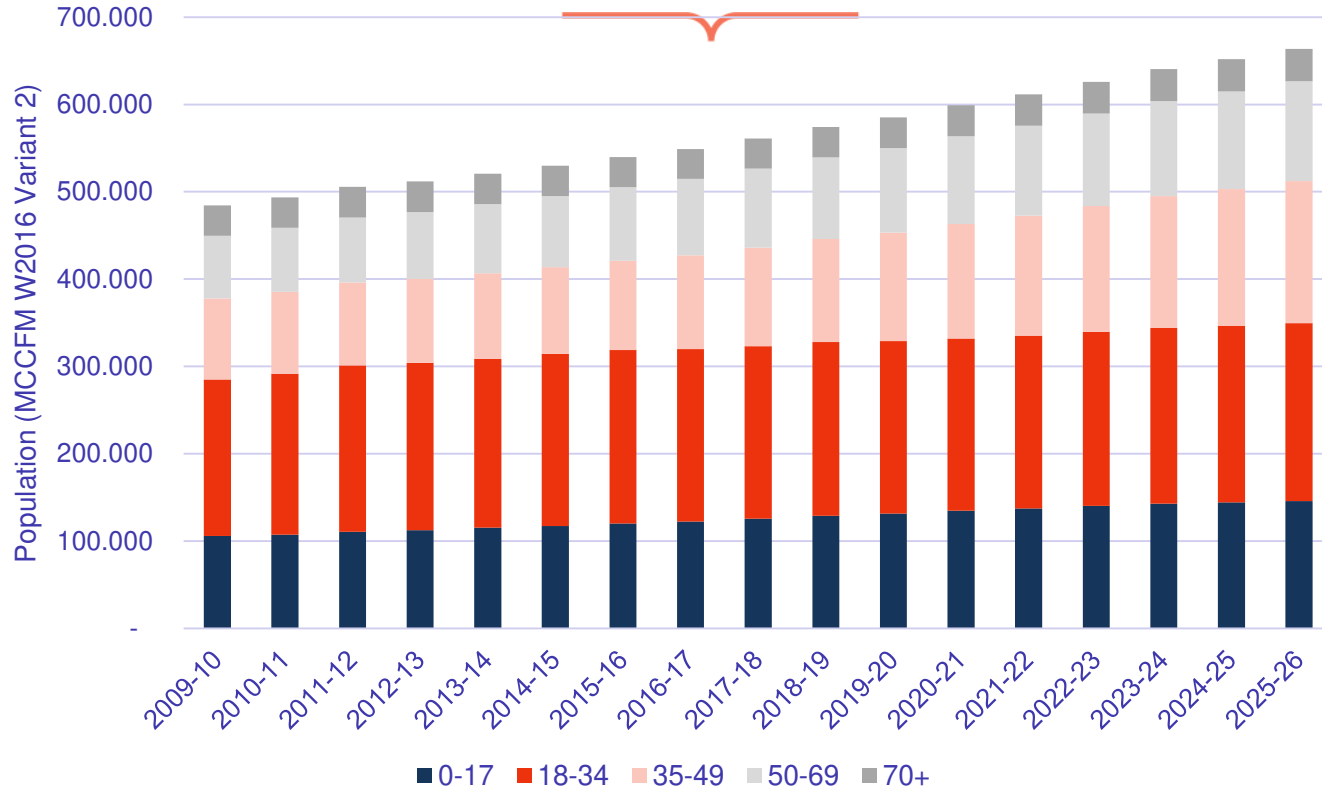
# Our Manchester Strategy 2015–2025

Five cross-cutting  
themes:



# Rapid population growth in Manchester expected to continue

*Over 640,000 residents expected in the city by 2025-26*



# Job growth will be focussed in the core of the conurbation

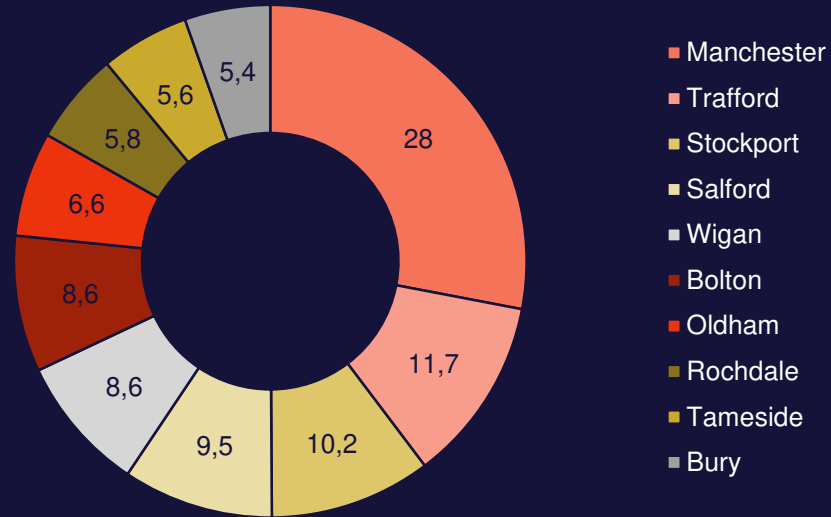
45% of new GM jobs over the next 10 years will be created in Manchester

Local Authority	Jobs 2016–2026
Manchester	37,500
Salford	14,100
Trafford	13,000
Stockport	7,800
Bolton	5,300
Bury	3,600
Oldham	2,000
Wigan	1,100
Rochdale	0,000
Tameside	-800
<b>Total</b>	<b>83,600</b>

Source: Oxford Economics, GMFM 2016

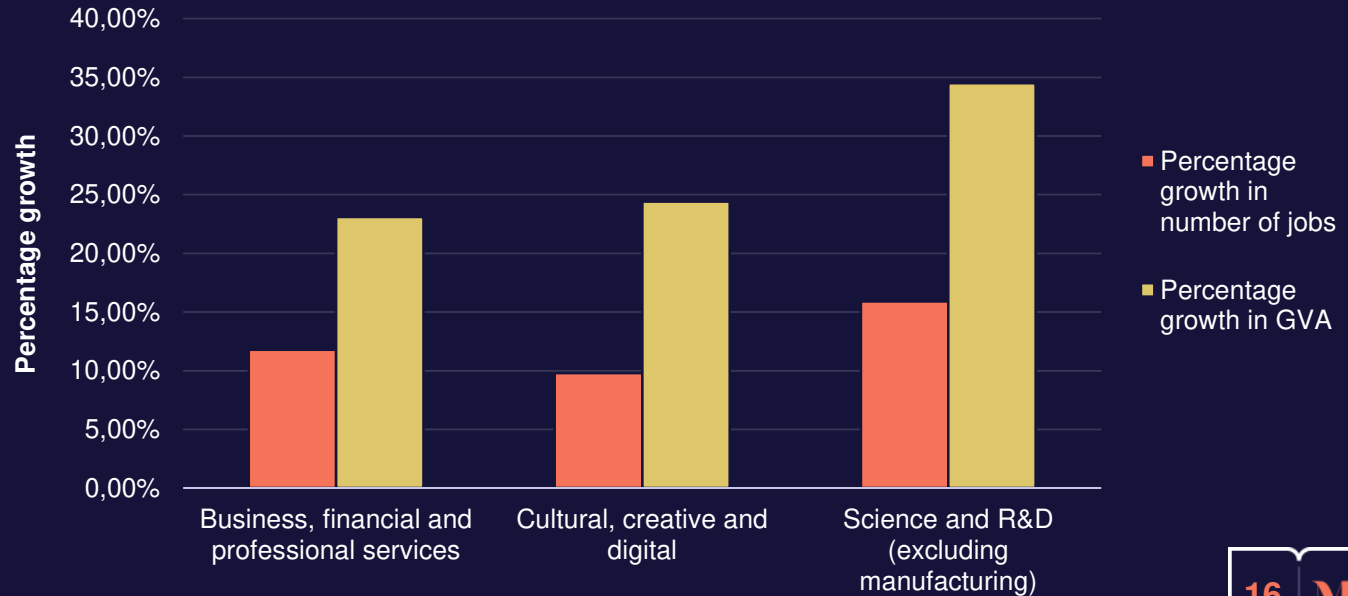
# Job growth will be focussed in the core of the conurbation

Over 25% of all jobs in GM are located in Manchester



# Manchester has three clear growth sectors to 2025

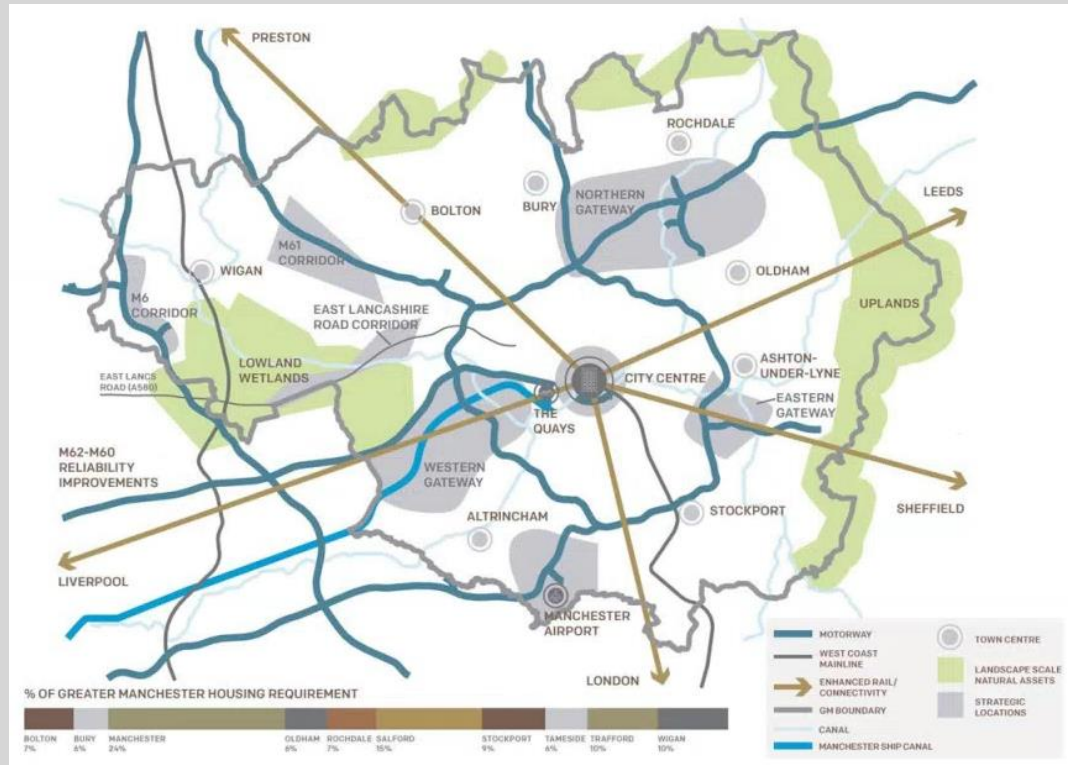
## **Fastest Growing Sectors 2017–2025**



Source: Oxford Economics (GMFM 2016)



# Greater Manchester Spatial Framework will set overall growth figure & distribution

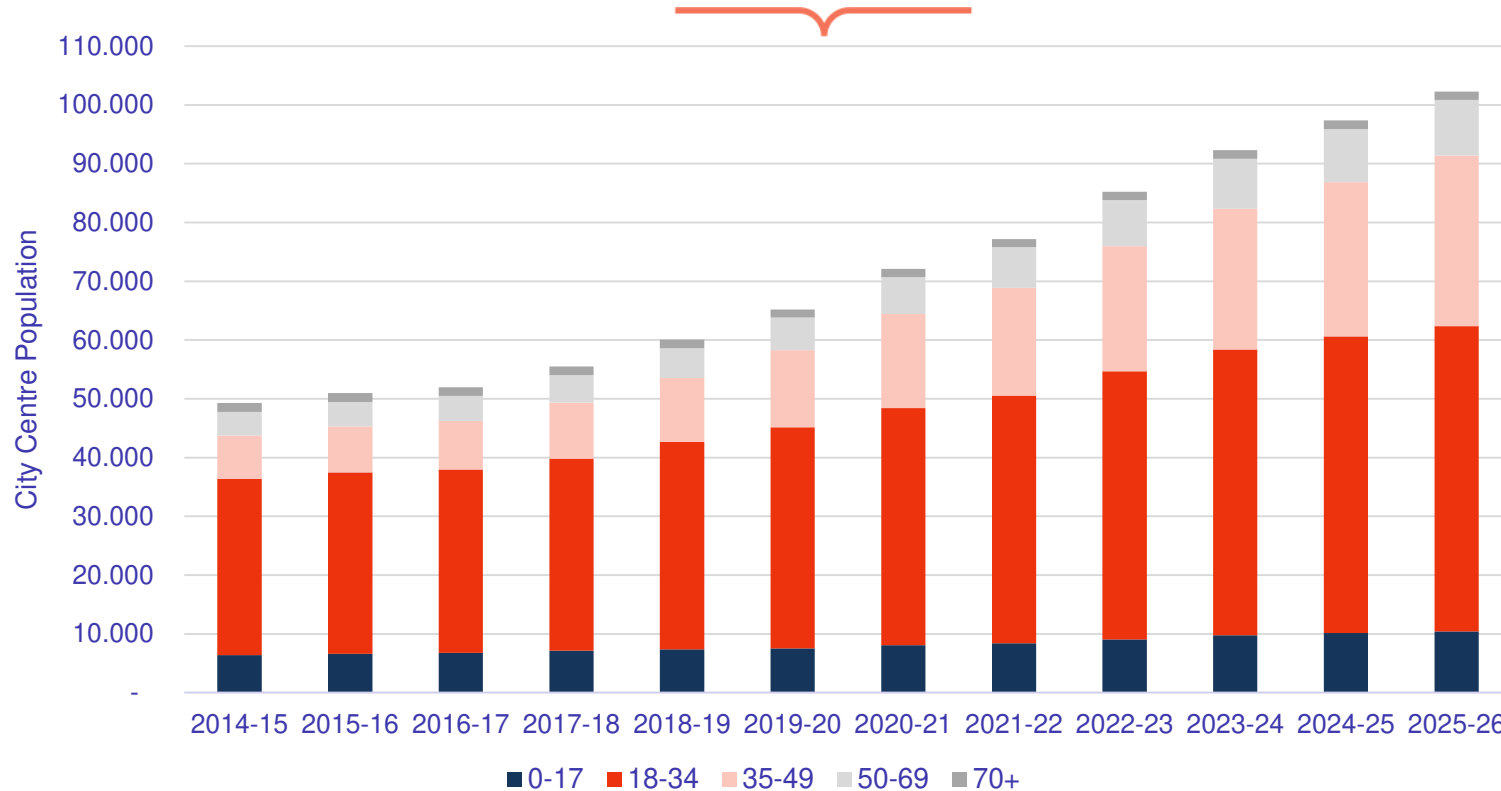


# Key development projects



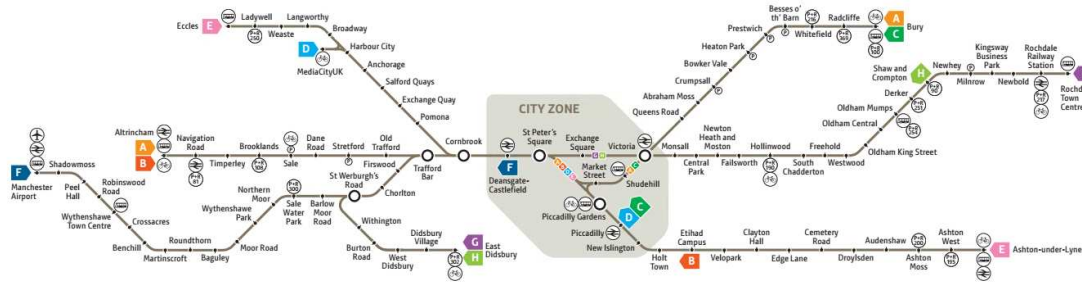
- First Street
- NOMA
- Spinningfields
- St John's
- Corridor Manchester
- Piccadilly / HS2
- Mayfield
- Airport City

# Over 100,000 residents expected in Manchester city centre by 2026



# Investment in sustainable transport

## Greater Manchester tram network map



### Services

- A Altrincham – Bury A
- B Altrincham – Etihad Campus B
- C Bury – Piccadilly C
- D MediaCityUK – Piccadilly D
- E Ashton-under-Lyne – Eccles E
- F Manchester Airport – Deansgate-Castlefield F
- G East Didsbury – Rochdale Town Centre G
- H East Didsbury – Shaw and Compton H

### Key

- Metrolink stop
- Change with other services
- Service travels via
- Bus interchange
- Rail interchange
- Park + Ride
- Car Park
- Limited spaces available
- Cycle hub
- Membership required

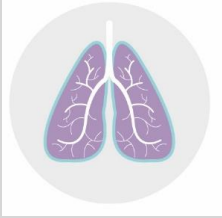
Check your tram times at [www.metrolink.co.uk](http://www.metrolink.co.uk) before travelling

# Zero Carbon by 2038



1. Support a sustainable economy and jobs
2. Support healthy communities
3. Adaptation and resilience to climate change
4. CO<sub>2</sub> reduction
5. Low carbon culture change

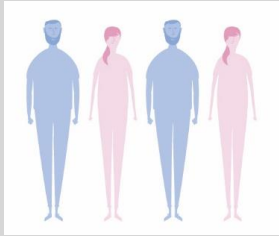
# Manchester's Health



Manchester has the highest rate of **early death from respiratory (breathing) diseases** in England. More than 64% of these deaths are considered to be preventable.



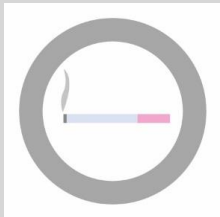
Manchester has one of the highest rates of **child poverty** in the country; with just over 32% of children aged under 16 living in poverty, and many live in homes where no-one is employed.




Nearly **4,000** people aged 16–64 in Manchester were long-term **unemployed** in 2014. This was 10.5% of the Manchester population.



In August 2015, there were **2,895** patients in Manchester diagnosed with **dementia**. The vast majority (95%) of these patients are aged 65 and over.



We have the highest number of **smoking-related deaths** in the country. Each year there are some 735 deaths and 4,760 hospital admissions due to smoking



Some 350 people under the age of 75 die from **cardiovascular (heart) disease** in Manchester each year.

# Grand Challenges of the Industrial Strategy



## AI & Data Economy

We will put the UK at the forefront of the artificial intelligence and data revolution



## Future of Mobility

We will become a world leader in the way people, goods and services move



## Clean Growth

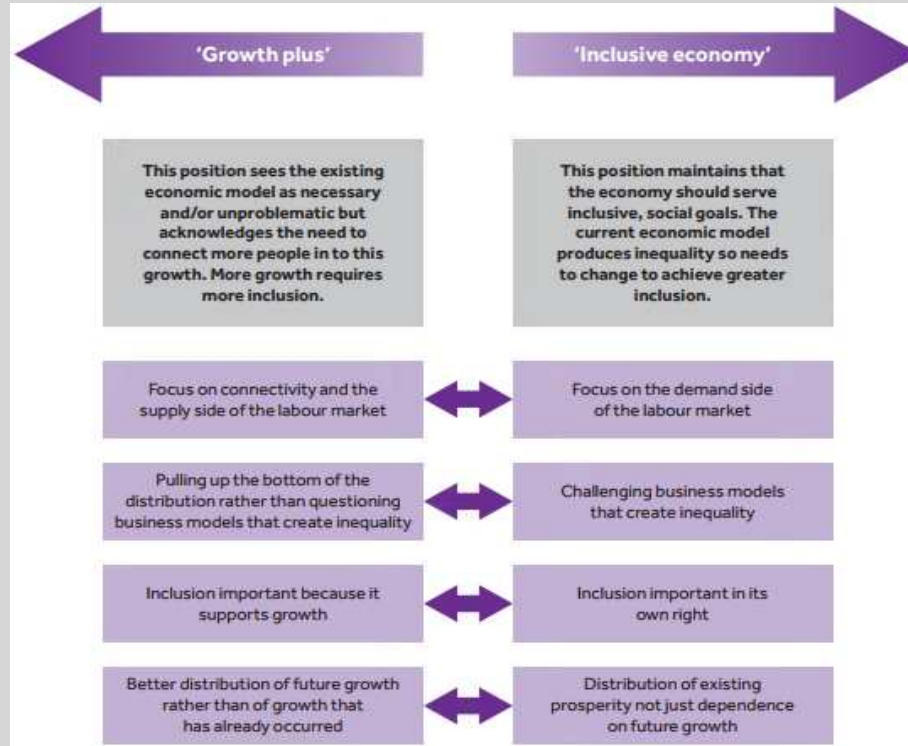
We will maximise the advantages for UK industry from the global shift to clean growth



## Ageing Society

We will harness the power of innovation to help meet the needs of an ageing society

# Moving towards and inclusive economy?





# A Liveable City



- House prices lower than national average
- New trends in urban living
- Graduate retention
- 4 national parks within 1-2 hour drive
- World class sport, leisure & culture offer
- 3<sup>rd</sup> most visited city in the UK
- Best UK city to live in (35<sup>th</sup> in world)
- Largest university campus in Europe
- Major investment in transport network

# Any Questions?



**Thank You**